

Ask SCORE

EIGHT WAYS TO MANAGE YOUR TIME AND MULTIPLE PROJECTS

As a small business owner, you must have fallen into the trap of having to juggle many tasks in a limited time. While there is no magic formula to hitting the right balance and managing your time seamlessly, you can improve your time-handling skills to accomplish more tasks on your to-do list. Here are some ways to help you keep everything in check when working on multiple projects at the same time.

1. Make a to-do list before you start your day

We get so preoccupied while working on multiple tasks, that we usually tend to undervalue the importance of a to-do list. Although most things in the business world are highly unpredictable in nature, and things can change every second, developing a to-do list can help you clearly define your ideas, visualize your thoughts and work towards your ultimate goal.

Keep in mind that you may have to modify your to-do list as the day

progresses. You can also jot down all the important assignments the night before, wake up with a fresh start, and focus on delivering the best results.

2. Determine urgent VS. important

As unusual as it may sound, once the deadlines start approaching, it may be difficult to see the wood from the trees. We get so overwhelmed with everyday tasks that we sometimes fail to see which tasks require immediate attention. By immediate attention, we mean the tasks that will have a detrimental impact on the entire project if not completed and possibly lead to failure.

Prioritize, prioritize, prioritize. Determine the urgent tasks and handle the burning issues before answering an endless list of emails and returning less timely calls.


Also, don't try to avoid dealing with urgent problems because you want to run from an uncomfortable situation.

(Continued on page 51)

1st Colonial Community Bank

Bank your way.

Dedicated,
personal service
with products
focused on you.



610.226.3000

1stcolonial.com

STEVE LADNER PHOTOGRAPHY

Published in GQ, Harpers Bazaar, French Vogue,
I live and work in the Chester Springs area.

Headshots: business and social media

Portraits: individual and family

Real Estate photography.




My sessions are fun and relaxed. I will coach you to feel good and look good. The result is a headshot or portrait that is authentic and engaging. And realtors will love the beautiful, high dynamic images that put the best possible light on their properties.

contact: 917-584-4503
photo@stevladner.com
www.stevladner.com



EARTH ENGINEERING INCORPORATED

Geotechnical Engineers & Geologists



Subsurface Investigations
Geotechnical Design
Stormwater Infiltration Testing
Carbonate Site Assessments

Construction Inspection & Testing

Clean Fill Testing

Laboratory Soils Testing

Environmental Site Assessments
and Remediation

www.earthengineering.com

Corporate Headquarters: 610-277-0880

Central PA: 717-697-5701

Lehigh Valley: 610-967-4540

South Jersey: 856-768-1001

QUALITY * COMMITMENT * PERFORMANCE



18th Century Restorations, Inc.

Our skilled craftsmen preserve and restore historic architecture including houses, barns and outbuildings. We welcome small projects, for example interior and exterior woodwork, plaster, masonry and painting, as well as general contracting.



PERIOD RESTORATION PRESERVATION MAINTENANCE CONSULTATION SERVICES

18th Century Restorations, Inc. provides skilled restoration services to clients who exercise stewardship for historic properties. The primary business of our company is preservation and restoration, adaptive re-use of and sympathetic additions to structures built in the 18th and early 19th centuries.

3380 Coventryville Road, Pottstown, PA 19465 | 610.469.6649
info@18thcent.com | 18thcenturyrestoration.com

Ask SCORE

(Continued from page 49)

For example, if one of your clients is complaining about your service because he has an issue with the application, you need to deal with the problem immediately and suggest a possible satisfying solution. You don't want to keep your client waiting as they will easily become upset and maybe even decide to stop using your services. These kinds of issues aren't going to solve themselves and will often eat at you. Then, you won't be able to concentrate on critical tasks.

3. Schedule time for interruptions

From endless notifications coming from either social media, your cell or people, there are many interruptions that can break your focus. While it is necessary to prioritize your daily tasks, it's also important to allocate some time for the concerns that interrupt your creative workflow.

Plan some time, an hour or even two, and name it "office hours." During the office hours, leave all the communication channels open, and start handling the information coming from the outside world. This way, you can focus your attention on the real work, and minimize the time wasted doing less relevant things.

4. Create an email-free time of the day

Julie Morgensen, the author of the book "Never check email in the morning," suggests setting aside at least one hour a day when you won't be checking your emails. She also claims that the best time to do it is early in the morning when we are energized and enthusiastic enough to work on the high priority tasks instead of randomly answering our emails.

5. Time-box your tasks

The easiest way to fight the panic that results from looming deadlines is to create fixed time slots, and adhere to them. This is called time-boxing. Time-boxing helps you to get the work done in time and prevent your tasks from dragging on and on. No matter whether your deadline is in a day or in a month, the time you will need to accomplish your task depends on the time you give yourself. Naturally, make sure you set a time that is achievable, and strive towards successfully meeting your deadlines.

6. Upgrade your skillset

If you want to increase your output, consider investing in your and your team's knowledge and skills.

(Continued on page 52)



9.50/unit BOTOX

For new patients.



SCHEDULE NOW

at YoungMedicalSpa.com


Center Valley Lansdale Bala Cynwyd
610-798-7546 215-362-7546 267-534-3355

C·O·R·E ELEMENTS


New flooring for your business
or workspace is easy as 1-2-3!

- STEP 1** SELECT YOUR SPACE
Identify your business segment and view sample boards featuring high-performance flooring products, specially selected to satisfy your unique needs.
- STEP 2** CHOOSE YOUR COLOR STORY
Professionally-designed, mix and match color schemes suit your space, your style and one another!
- STEP 3** PICK YOUR PRODUCTS
We extend the manufacturer's warranty on each flooring option and streamline the selection to make choosing easy!

Core Elements: Quite possibly the easiest business decision you'll make today!



FLOORING SOLUTIONS MADE SIMPLE



CHES-MONT CARPET ONE FLOOR & HOME

Route 724, Parker Ford, PA 19457
5 minutes from the Limerick exit of Route 422

610-495-6211

www.chesmontcarpetone.com
LIC# PA0081672

Tony & Joe's Landscaping Service

Our Services are Always in Season.

We are a full service landscape and lawn maintenance company serving the needs of homeowner's landscaping projects large or small.

tonyandjoeslandscapedesign.com
Ph: 610.775.5380 | E: toninog1014@aol.com

FREE ESTIMATE



Direct Mail:

- High Visibility
- High Trustability
- High Response Rate
- High Conversion Rate



Use this QR code for more information or visit: qrcodes.pro/MkCDDc

GET YOUR BUSINESS
BOOMING
WITH DIRECT MAIL



(610) 367-7444 • EverythingPrinting.com

Ask SCORE

(Continued from page 51)

By upgrading your skills, you will be able to manage your tasks more efficiently and effortlessly, boost the overall productivity and get the most of your team. For example, if you wish to produce more pieces of good quality content per day, you should read about new writing techniques, and keep up with trends by reading A-list personal development blogs.

7. Invest in time management tools

With the rise of technology, it's almost unimaginable to handle multiple tasks without using some time management or communication tools, such as Slack or Hubstaff. Also, if you want to minimize your time organizing files and documents, consider using tools like Dropbox and OneDrive.

You should do an extensive research, review the best project management tools, and choose the one that fits your workflow. If you're working on a weekend project, something like Trello will suffice. However, if your projects last for several months or even longer, then you should look more at tools like Active Collab and Basecamp.

A project management tool can help you and your team save a noticeable amount of time every day by creating a

more efficient workflow. It will allow you not only to communicate but also share images and brainstorm ideas in a matter of seconds. It can also help you and your team stay on the same page, focusing on meaningful work.

You shouldn't limit yourself only to PM and communication tools. Identify the repetitive tasks that take a notable amount of your time and look for apps that can help you work more efficiently.

8. Be realistic

Know your limitations. Taking the ever-increasing demand of the market into account, it's very hard to escape the harsh reality of having to multitask on a daily basis. As much as you would like to be able to complete all your daily tasks, you must be aware that our productivity levels are not always the same. After creating your list of priorities, determine how productive you are and how many tasks you can handle on that particular day. Instead of overextending yourself, focus your efforts on doing your best on the tasks at hand.

For more information about starting or operating a small business, call 1.800.634.0245 for the SCORE chapter nearest you or visit <https://tricorn.ty.score.org/content/find-mentor-183>.

SCORE is funded in part through a Cooperative Agreement with the U.S. Small Business Administration. All opinions, conclusions, and/or recommendations expressed herein are those of the author and do not necessarily reflect the views of the SBA.

Stylish Images photography

Are you trusting Your Business' image to poor snapshots?

Business and Commercial Portraiture * Real Estate
Drone Aerials * Location, In Office or Studio Sessions

Photos for: Business Cards, LinkedIn and Websites

Visit us: www.stylishimages.com

**Business Discounts available
for multiple sessions**

An \$150.00 Studio session includes:
20-40 exposures taken (2-4 poses),
2 - backgrounds

Upload to our website for your review
within an hour of your session.

2- Retouched High resolution digital file
emailed to you within 24 hours.
additional files available for a small fee

Can you really afford to look bad
with a price this good?




Drone Aerial Real Estate



Certified FAA Drone Pilot

Real Estate Interiors and Exteriors

Location Portraits



610-792-9956